



# PhD and Master's

## TALENT TREND REPORT

An insight into the UK and Ireland higher education recruitment 2024–2025

---



**UNIVERSITY  
OF WARWICK**





## Welcome

Searching and applying for a PhD offers numerous benefits for individuals seeking to advance their academic and professional careers. At jobs.ac.uk we've been helping students find and compare PhD opportunities and postgraduate research to start their professional journey for over 25 years.

One of the key benefits of searching for the right PhD programme is the opportunity to align research interests with available projects and supervisors, ensuring a fulfilling and productive experience.

As a leading jobs board in academia and research, jobs.ac.uk offers a range of PhD opportunities across various disciplines, from science and engineering to social sciences, politics, and more.

The search and application process for a PhD is a significant step in candidates' PhD journey and at jobs.ac.uk we allow them to explore hundreds of programmes by discipline, funding and institution, all in one place.

## About Our Report

Our PhD report is broken down as follows:

- PhD and Master's overview
- PhD discipline overviews
- Master's overview

Our data is purely based on the 3,430 PhD and Master's opportunities posted by higher education institutions on jobs.ac.uk from 1st August 2024 to July 31st 2025



# Overview

PHD AND MASTER'S ROLES PLACED ON JOBS.AC.UK IN 2024/2025

**3,430**  
opportunities

**48**

average advert length  
(days)

## KEY FINDINGS

- 3,430 PhD and Master's opportunities appeared on jobs.ac.uk between 1st August 2024 and 31st July 2025
- These roles make up 8% of the opportunities on jobs.ac.uk
- These opportunities are spread out quite evenly throughout the UK, with the Midlands leading with 24% followed by South East England with 22%
- 46% of funding is not disclosed

## MONTH

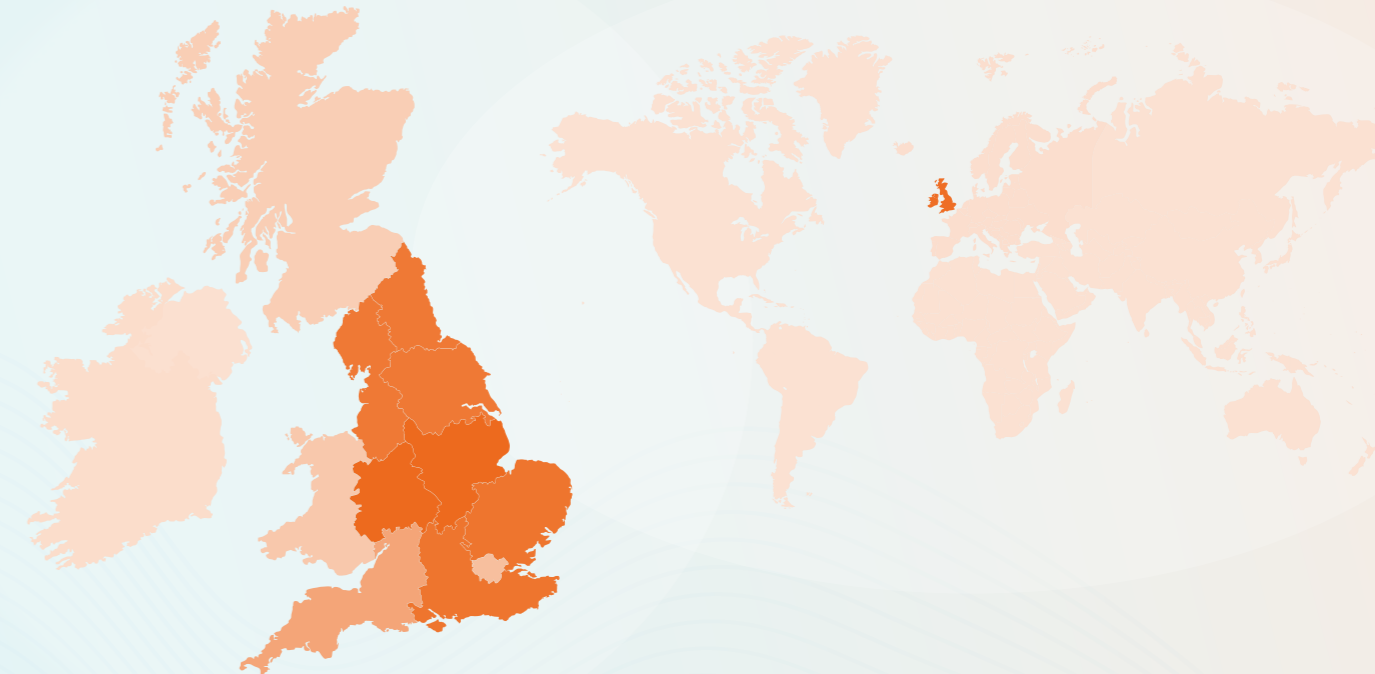


## HOURS

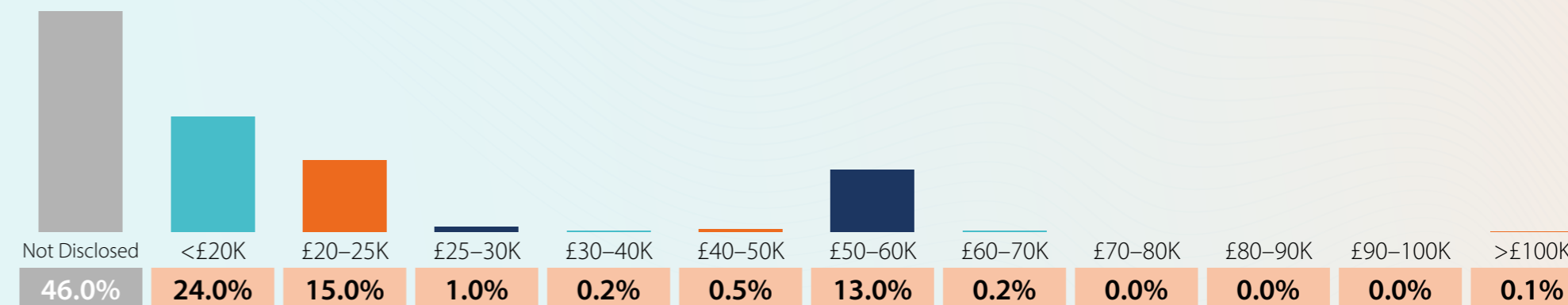


## REGION

|                                |       |
|--------------------------------|-------|
| London                         | 7.0%  |
| Midlands of England            | 24.0% |
| Northern England               | 21.0% |
| Northern Ireland               | 0.2%  |
| Republic of Ireland            | 1.0%  |
| Scotland                       | 4.0%  |
| South East England             | 22.0% |
| South West England             | 12.0% |
| Wales                          | 5.1%  |
| Africa                         | 0.1%  |
| Asia & Middle East             | 0.3%  |
| Australasia                    | 0.2%  |
| North, South & Central America | 0.1%  |
| Europe (exc. UK/Ireland)       | 2.8%  |
| Multiple Locations             | 0.2%  |



## SALARY





## PhD Discipline Category Overview

Our four academic categories mirror the REF (Research Excellence Framework) categories. REF is the system used for assessing the quality of research in UK higher education institutions. Some roles may feature in more than one category. For example, if a particular PhD spanned Biological Science and Computer Science, it would feature in categories A and B.

### CATEGORY A

Psychology, Agriculture, Food and Veterinary, Biological Sciences, Health and Medical

### CATEGORY B

Computer Science, Engineering and Technology, Mathematics and Statistics, Physical and Environmental Sciences

### CATEGORY C

Architecture, Building and Planning, Business and Management Studies, Economics, Education Studies (incl. TEFL), Law, Politics and Government, Social Sciences and Social care, Sport and Leisure

### CATEGORY D

Creative Arts and Design, Languages, Literature and Culture, Historical and Philosophical Studies, Information Management and Librarianship, Media and Communications

## CAT-A

1,643 adverts placed

### Psychology

16%

### Agriculture, Food and Veterinary

7%

### Biological Sciences

44%

### Health and Medical

34%

## CAT-B

4,470 adverts placed

### Computer Science

20%

### Engineering and Technology

31%

### Mathematics and Statistics

14%

### Physical and Environmental Sciences

35%

## CAT-C

1,033 adverts placed

### Architecture, Building and Planning

7%

### Business and Management Studies

17%

### Economics

16%

### Education Studies (incl. TEFL)

4%

### Law

9%

### Politics and Government

11%

### Social Sciences and Social Care

28%

### Sport and Leisure

8%

## CAT-D

380 adverts placed

### Creative Arts and Design

17%

### Languages, Literature and Culture

28%

### Historical and Philosophical Studies

31%

### Information Management and Librarianship

14%

### Media and Communications

10%

# Category A Overview

**1,643**  
opportunities


**41**

average advert length  
(days)

## CATEGORY A

- Psychology
- Agriculture
- Food and Veterinary
- Biological Sciences
- Health and Medical

## MONTH

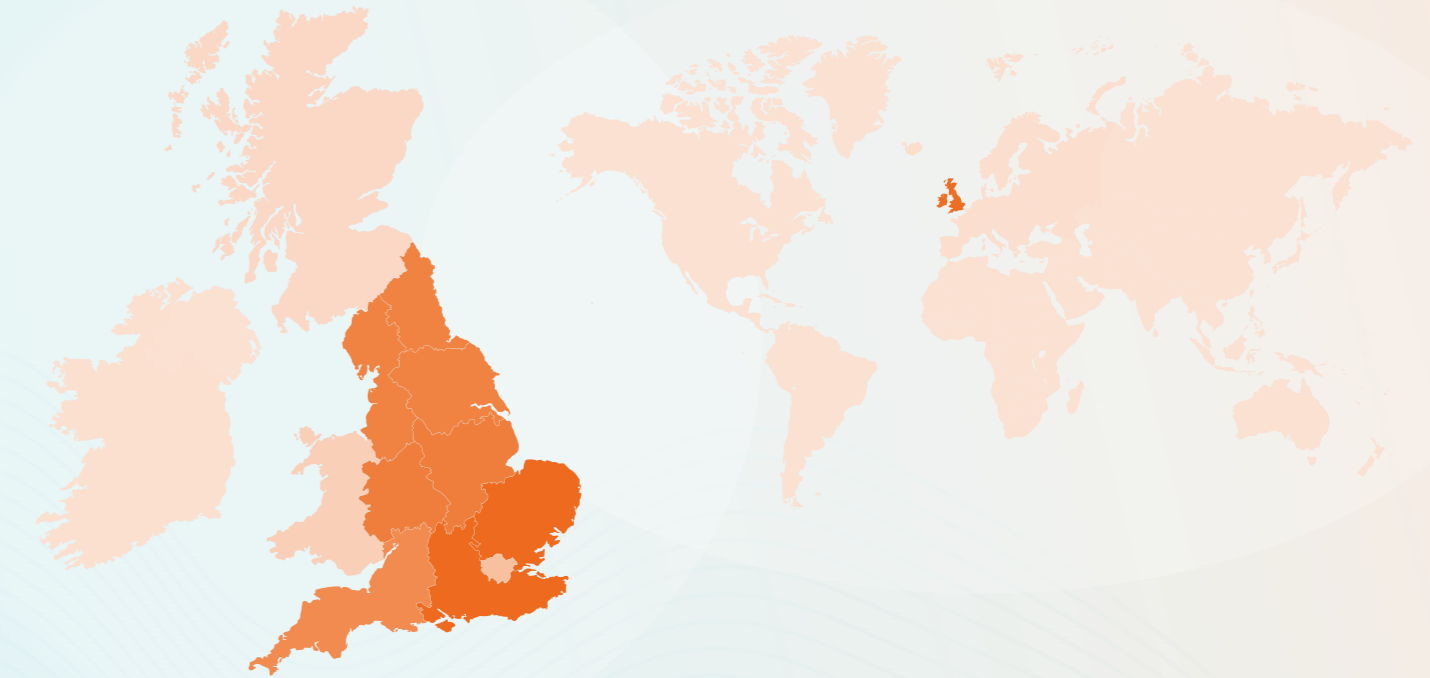


## HOURS

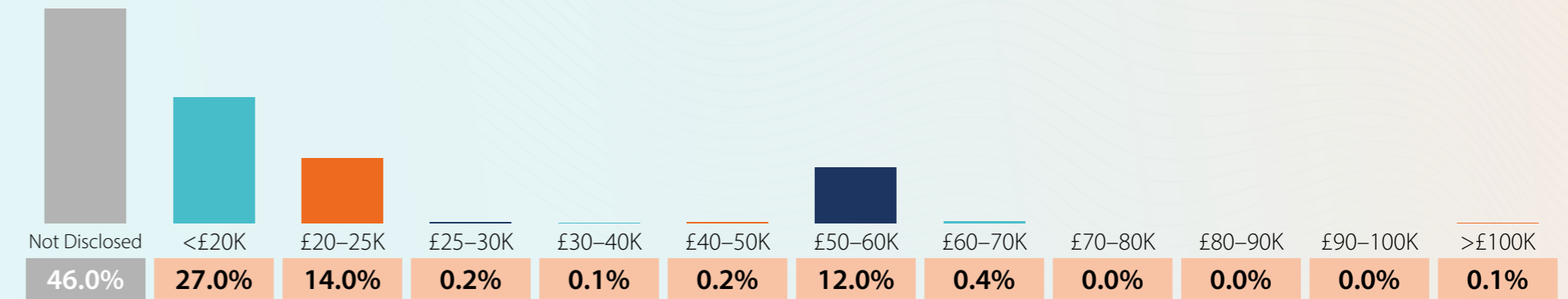


## REGION

|                                |       |
|--------------------------------|-------|
| London                         | 7.0%  |
| Midlands of England            | 21.0% |
| Northern England               | 20.0% |
| Northern Ireland               | 0.1%  |
| Republic of Ireland            | 0.4%  |
| Scotland                       | 2.0%  |
| South East England             | 25.0% |
| South West England             | 18.0% |
| Wales                          | 3.7%  |
| Africa                         | 0.0%  |
| Asia & Middle East             | 0.2%  |
| Australasia                    | 0.3%  |
| North, South & Central America | 0.1%  |
| Europe (exc. UK/Ireland)       | 1.9%  |
| Multiple Locations             | 0.3%  |



## SALARY



# Category B Overview

**4,470**  
opportunities

**50**  
average advert length  
(days)

## CATEGORY B

- Computer Science
- Engineering and Technology
- Mathematics and Statistics
- Physical and Environmental Sciences

## MONTH

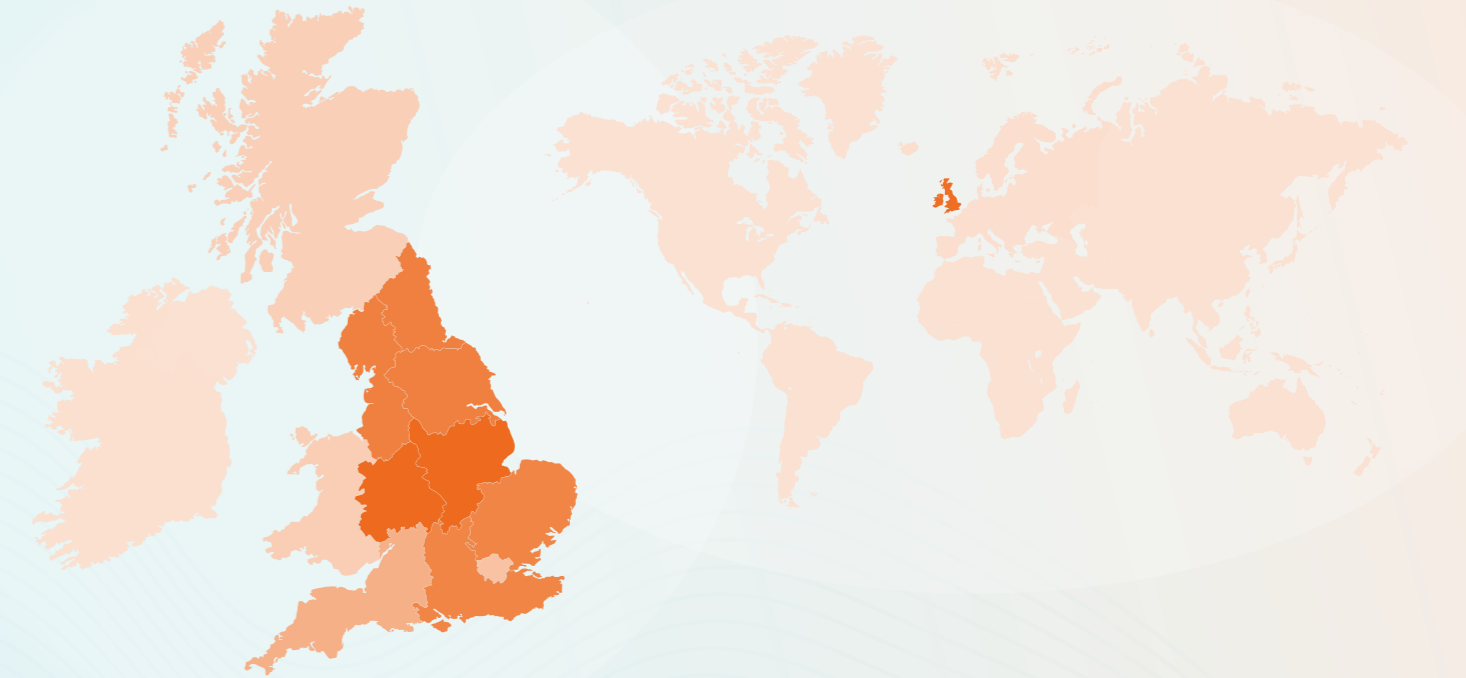


## HOURS

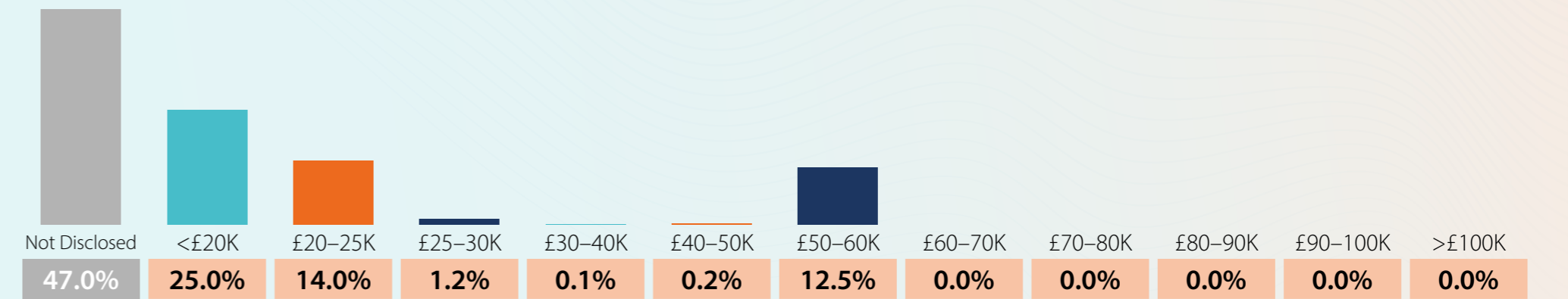


## REGION

|                                |       |
|--------------------------------|-------|
| London                         | 7.0%  |
| Midlands of England            | 27.0% |
| Northern England               | 22.0% |
| Northern Ireland               | 0.1%  |
| Republic of Ireland            | 0.3%  |
| Scotland                       | 4.0%  |
| South East England             | 21.0% |
| South West England             | 11.0% |
| Wales                          | 4.4%  |
| Africa                         | 0.0%  |
| Asia & Middle East             | 0.1%  |
| Australasia                    | 0.2%  |
| North, South & Central America | 0.1%  |
| Europe (exc. UK/Ireland)       | 2.5%  |
| Multiple Locations             | 0.3%  |



## SALARY



# Category C Overview

**1,033**  
opportunities

**48**

average advert length  
(days)


## CATEGORY C

- Architecture
- Building and Planning
- Business and Management Studies
- Economics
- Education Studies (inc. TEFL)
- Law, Politics and Government
- Social Sciences and Social Care
- Sport and Leisure

## MONTH

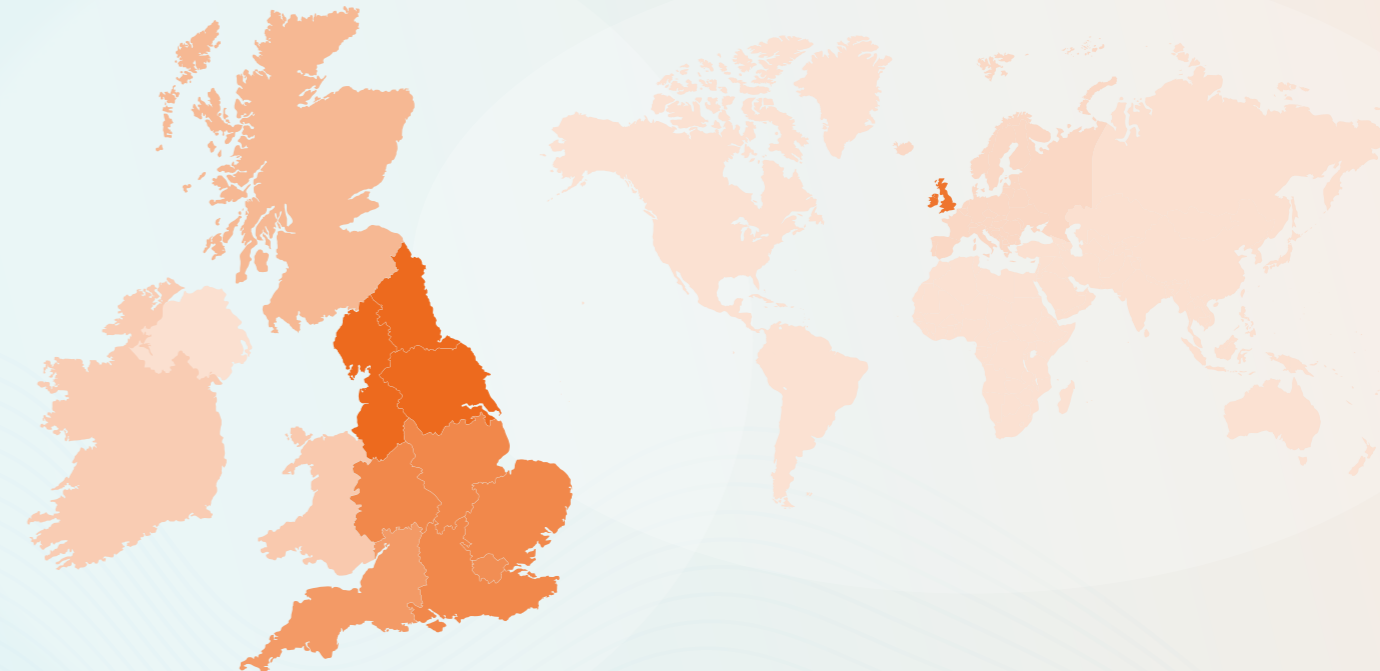


## HOURS

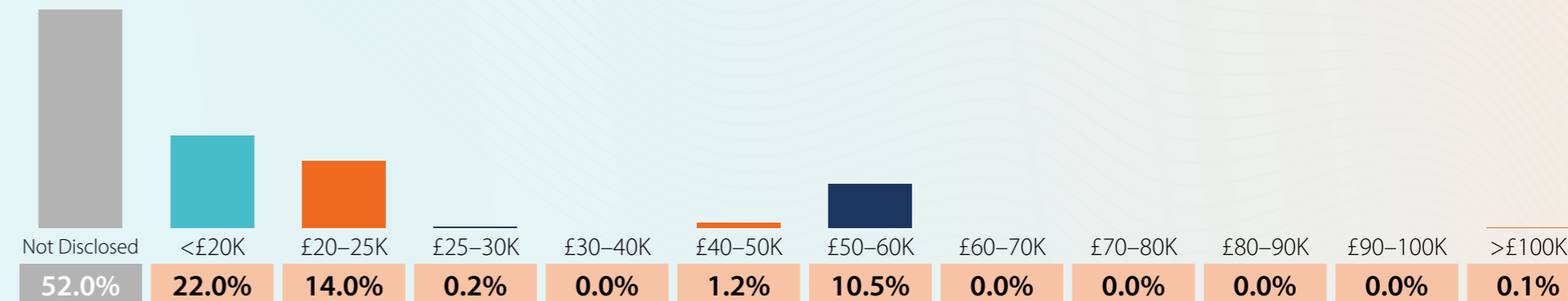


## REGION

|                                |       |
|--------------------------------|-------|
| London                         | 14.0% |
| Midlands of England            | 15.0% |
| Northern England               | 20.0% |
| Northern Ireland               | 0.3%  |
| Republic of Ireland            | 3.5%  |
| Scotland                       | 7.0%  |
| South East England             | 15.0% |
| South West England             | 12.0% |
| Wales                          | 4.0%  |
| Africa                         | 0.0%  |
| Asia & Middle East             | 0.9%  |
| Australasia                    | 0.2%  |
| North, South & Central America | 0.0%  |
| Europe (exc. UK/Ireland)       | 7.5%  |
| Multiple Locations             | 0.6%  |



## SALARY



# Category D Overview

**380**

opportunities

**49**

average advert length (days)

## CATEGORY D

- Creative Arts and Design
- Languages, Literature and Culture
- Historical and Philosophical Studies
- Information Management and Librarianship
- Media and Communications

## MONTH

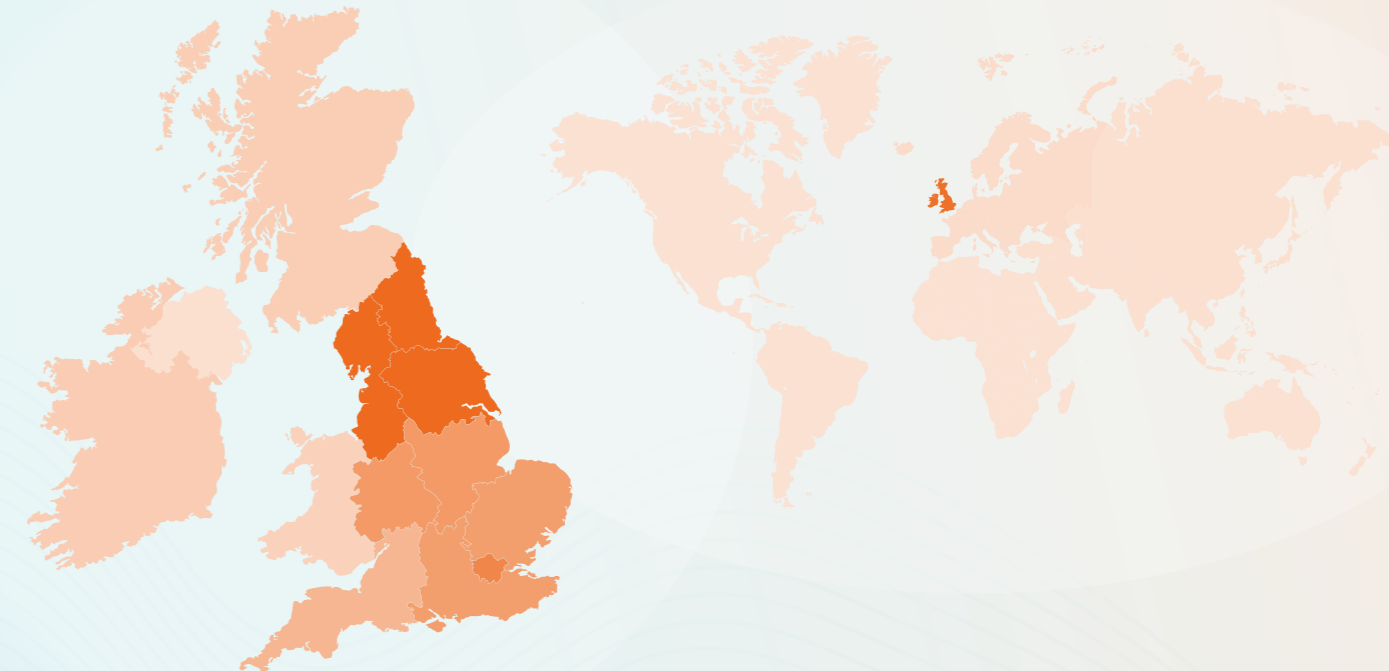


## HOURS

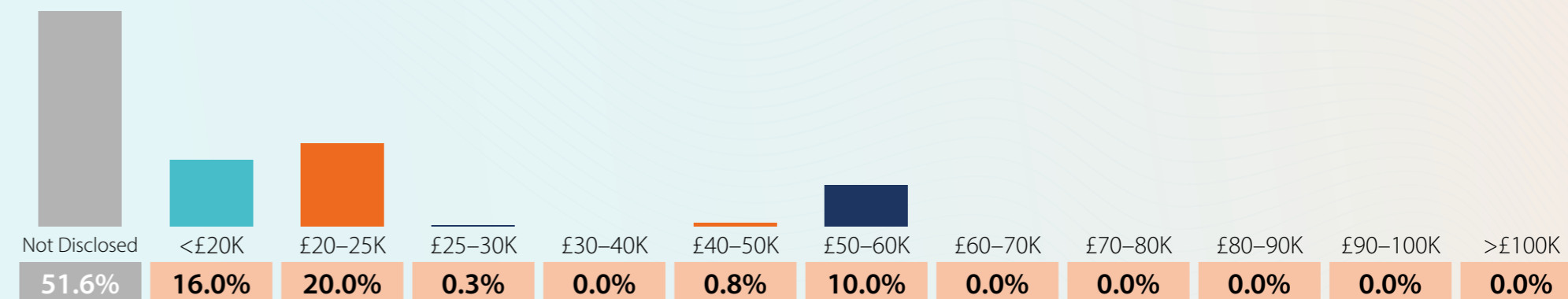


## REGION

|                                |       |
|--------------------------------|-------|
| London                         | 19.0% |
| Midlands of England            | 15.0% |
| Northern England               | 25.0% |
| Northern Ireland               | 0.2%  |
| Republic of Ireland            | 4.5%  |
| Scotland                       | 4.0%  |
| South East England             | 14.0% |
| South West England             | 9.0%  |
| Wales                          | 3.0%  |
| Africa                         | 0.0%  |
| Asia & Middle East             | 1.3%  |
| Australasia                    | 0.0%  |
| North, South & Central America | 0.0%  |
| Europe (exc. UK/Ireland)       | 5.0%  |
| Multiple Locations             | 0.0%  |



## SALARY



# Master's Overview

16

opportunities

44

average advert length (days)

## KEY FINDINGS

- 16 Master's opportunities appeared on jobs.ac.uk between 1st August 2023 and 31st July 2024
- 50% of these roles appeared in Category A
- All of these roles were full-time
- 76% of these opportunities were advertised in London and South East England

## CATEGORY BREAKDOWN

### CAT-A

Psychology, Agriculture, Food and Veterinary, Biological Sciences, Health and Medical

50%

### CAT-B

Computer Science, Engineering and Technology, Mathematics and Statistics, Physical and Environmental Sciences

31%

### CAT-C

Architecture, Building and Planning, Business and Management Studies, Economics, Education Studies (inc. TEFL), Law, Politics and Government, Social Sciences and Social care, Sport and Leisure

13%

### CAT-D

Creative Arts and Design, Languages, Literature and Culture, Historical and Philosophical Studies, Information Management and Librarianship, Media and Communications

6%

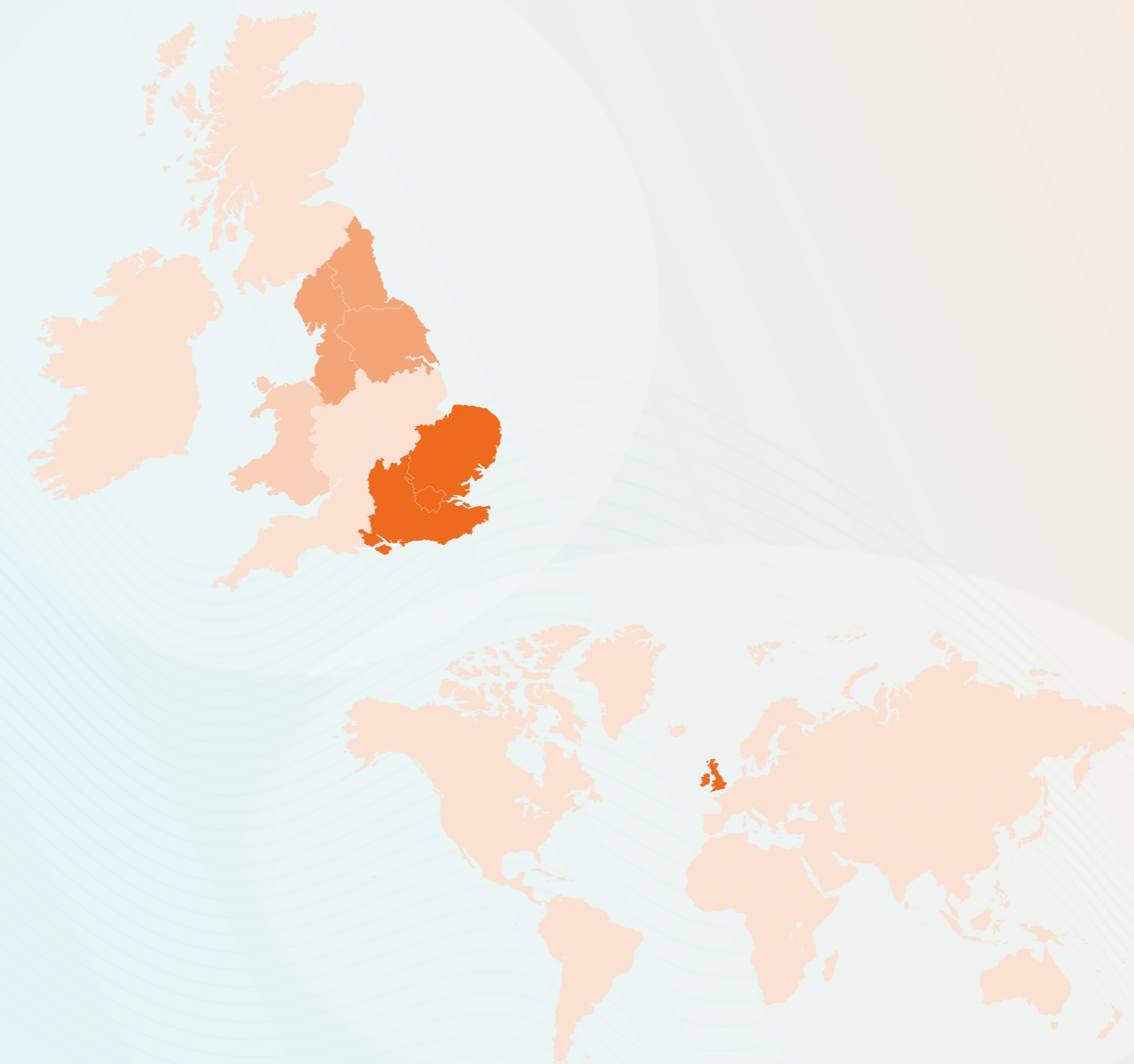
## HOURS

Full-time 100%

Part-time 0%

## REGION

|                                |       |
|--------------------------------|-------|
| London                         | 38.0% |
| Midlands of England            | 0.0%  |
| Northern England               | 19.0% |
| Northern Ireland               | 0.0%  |
| Republic of Ireland            | 0.0%  |
| Scotland                       | 0.0%  |
| South East England             | 38.0% |
| South West England             | 0.0%  |
| Wales                          | 5.0%  |
| Africa                         | 0.0%  |
| Asia & Middle East             | 0.0%  |
| Australasia                    | 0.0%  |
| North, South & Central America | 0.0%  |
| Europe (exc. UK/Ireland)       | 0.0%  |
| Multiple Locations             | 0.0%  |





## About jobs.ac.uk

Launched in 1998 by the University of Warwick, jobs.ac.uk is the leading global jobs board for careers in academic, research, science and related professions.

From academic, research and managerial roles to PhD programmes and studentships, jobs.ac.uk advertises opportunities for organisations worldwide including universities, research institutions, colleges, charities and commercial organisations.

## Our Key Statistics


- 153 million user interactions <sup>1</sup>
- 31 million page views <sup>2</sup>
- 2.7 million apply clicks <sup>2</sup>
- 274,000 social media followers
- 47,000+ jobs advertised <sup>3</sup>
- 84% of top universities advertise with us <sup>4</sup>

<sup>1</sup> GA4 data (12-month estimate based on 1 Aug 2024 – 31st July 2025)

<sup>2</sup> ABC audit data (1 Aug 2023 – 31st July 2024)

<sup>3</sup> jobs.ac.uk data (1 Aug 2024 – 31st July 2025)

<sup>4</sup> QS World University Rankings



*jobs.ac.uk*

If you would like to discuss advertising options for your  
PhD and Master's opportunities, please contact us.

**CONTACT US**

Email: [enquiries@jobs.ac.uk](mailto:enquiries@jobs.ac.uk)

Tel: +44(0)24 7657 2839

[www.jobs.ac.uk](http://www.jobs.ac.uk)



**UNIVERSITY  
OF WARWICK**

Warwick University Services Limited, jobs.ac.uk division, is a  
limited company registered in England and Wales.

Registered Number: 2936903. Registered Office: Swallow House,  
Milburn Hill Road, Coventry, West Midlands, CV4 7JJ.

VAT Number: GB 545 2700 58.